

Colecția

LUMEA OCEANELOR


Carduri cu cârlig - vocabular

Confecționarea cardurilor (de către profesor):

- Fișele se scot la imprimantă pe coli A4
- Se decupează cardurile (format final: A5)
- Se lipesc pe carton (provenind de la diverse ambalaje) sau se plastifiază
- Alte materiale necesare: cârlige

Cum le folosesc copiii:

- Citesc cu voce tare cuvântul
- Prind un cârlig în dreptul imaginii corespunzătoare cuvântului dat.



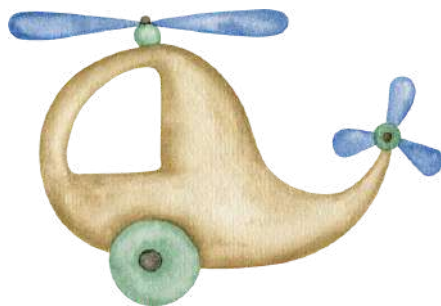

**Edu
Networks**
Programul Național de Transformare
a Educației în România


infiniteedu

MARE
mare




BARCĂ
barcă





CARACATIȚĂ , caracatiță




PEȘTE , pește



RECHIN
rechin





DELFIN
delfin




BALENĂ

balenă




ȚESTOASĂ DE MARE

țestoasă de mare





ARICI DE MARE

arici de mare




MELC DE MARE

melc de mare



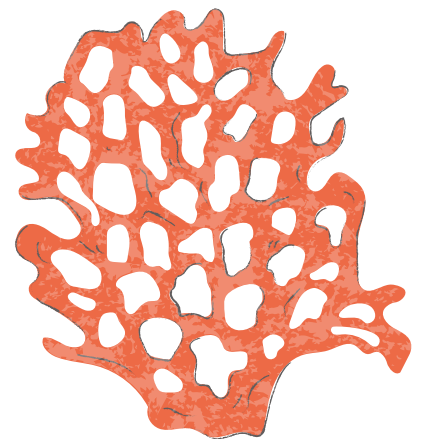
SCOICĂ

scoică



ANEMONĂ

anemonă





CĂLUȚ DE MARE

căluț de mare




STEA DE MARE

stea de mare





CRAB

crab





MEDUZĂ

meduză



PISICĂ DE MARE

pisică de mare




MURENĂ

murenă





CALAMAR

calamar



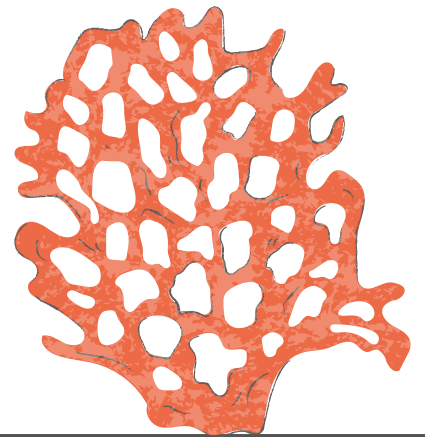
SEPIE

sepie



CORAL

coral



IARBĂ DE MARE

iarbă de mare

