



Colecția

LUMEA OCEANELOR


Carduri cu cârlig - vocabular

Confecționarea cardurilor (de către profesor):

- Fișele se scot la imprimantă pe coli A4
- Se decupează cardurile (format final: A5)
- Se lipesc pe carton (provenind de la diverse ambalaje) sau se plastifiază
- Alte materiale necesare: cârlige

Cum le folosesc copiii:

- Citesc cu voce tare cuvântul
- Prind un cârlig în dreptul imaginii corespunzătoare cuvântului dat.



**Edu
Networks**
Programul Național de Transformare
a Educației în România


infiniteedu

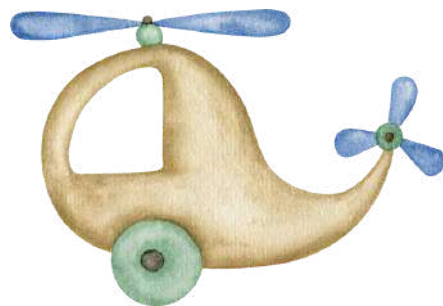

SEA

sea



BOAT

boat




OCTOPUS

octopus





FISH

fish




SHARK

shark





DOLPHIN

dolphin




WHALE

whale




SEA TURTLE

sea turtle





SEA URCHIN

sea urchin




SEA SNAIL

sea snail



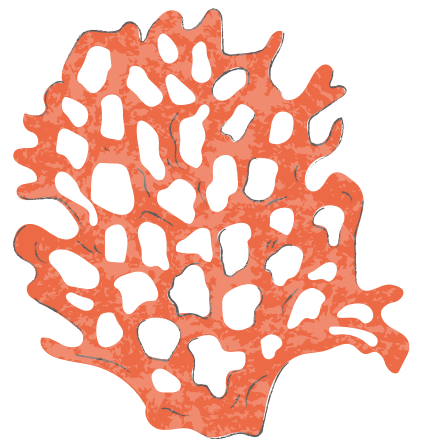
SEASHELL

seashell



ANEMONE

anemone





SEAHORSE

seahorse




STARFISH

starfish





CRAB

crab





JELLYFISH

jellyfish



RAY

ray




EEL

eel




SQUID

squid



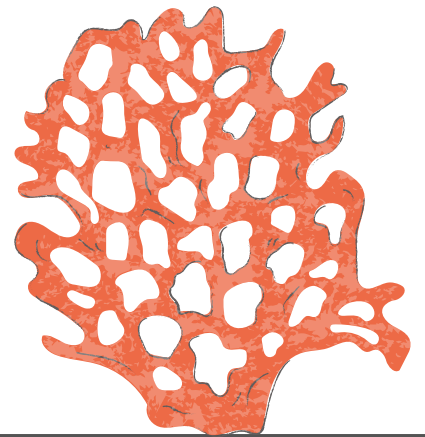
CUTTLEFISH

cuttlefish



CORAL

coral



SEAGRASS

seagrass

