

Colecția

# LUMEA OCEANELOR


## Carduri cu cârlig: numărat + vocabular

Confecționarea cardurilor (de către profesor):

- Fișele se scot la imprimantă pe coli A4
- Se decupează cardurile (format final: A5)
- Se lipesc pe carton (provenind de la diverse ambalaje) sau se plastificază
- Alte materiale necesare: cârlige

Cum le folosesc copiii:

- Numără animalele
- Prind un cârlig în dreptul numărului corect





**Edu Networks**  
Programul Național de Transformare  
a Educației în România

  
**infinitedu**



RECHIN



1

2

3

DELFIN






4





5

6

PEȘTE



PEȘTE



2

3

4

3

4

5

BALENĂ

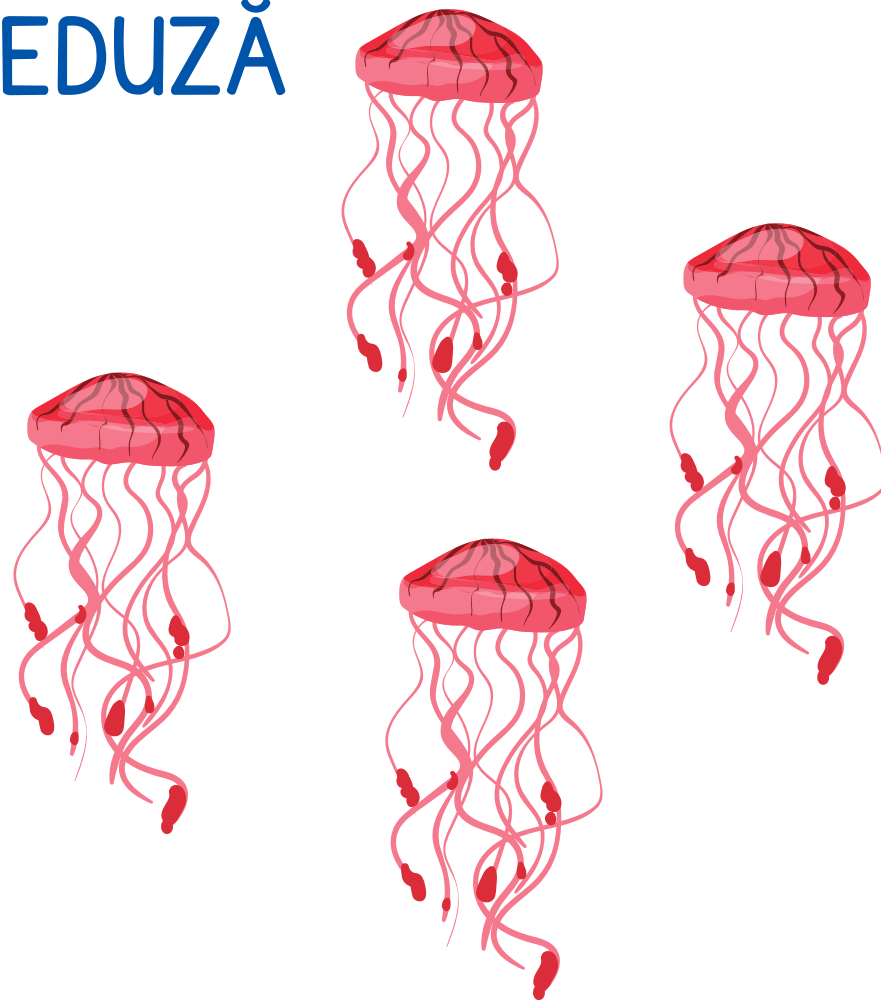


3

4

5

MEDUZĂ

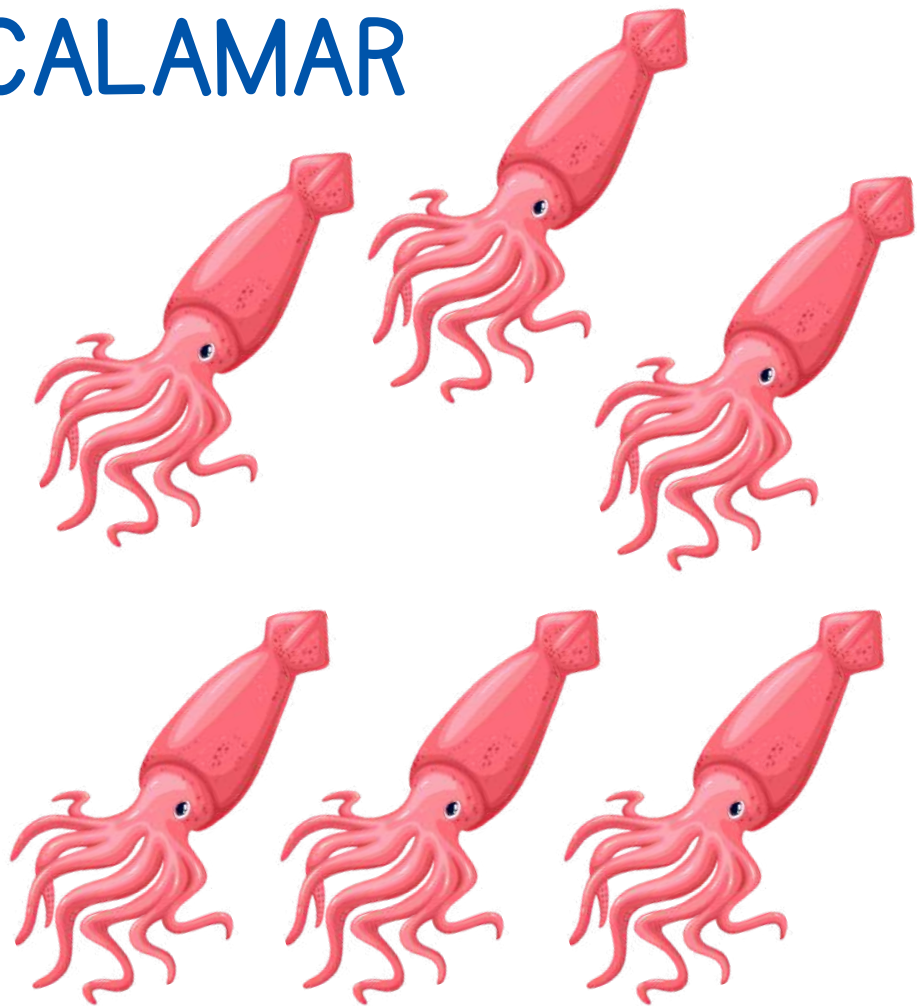


4


5

6

CALAMAR



ȚESTOASĂ



6

7

8

3

4

5

# CARACATIȚĂ




6

7

8

# PEȘTE




5

6

7

# ARICI DE MARE




8

9

10

# SCOICĂ




10

11

12

CRAB




9

10

11

CĂLUȚ DE MARE



10

11

12