

Colecția

# LUMEA OCEANELOR


## Carduri cu cârlig: numărat + vocabular

Confecționarea cardurilor (de către profesor):

- Fișele se scot la imprimantă pe coli A4
- Se decupează cardurile (format final: A5)
- Se lipesc pe carton (provenind de la diverse ambalaje) sau se plastificază
- Alte materiale necesare: cârlige

Cum le folosesc copiii:

- Numără animalele
- Prind un cârlig în dreptul numărului corect





**Edu  
Networks**  
Programul Național de Transformare  
a Educației în România

  
**infinite**edu



SHARK




1

2

3

DOLPHIN






4

5

6

FISH







2

3

4

FISH




3

4

5

WHALE




3

4

5

JELLYFISH

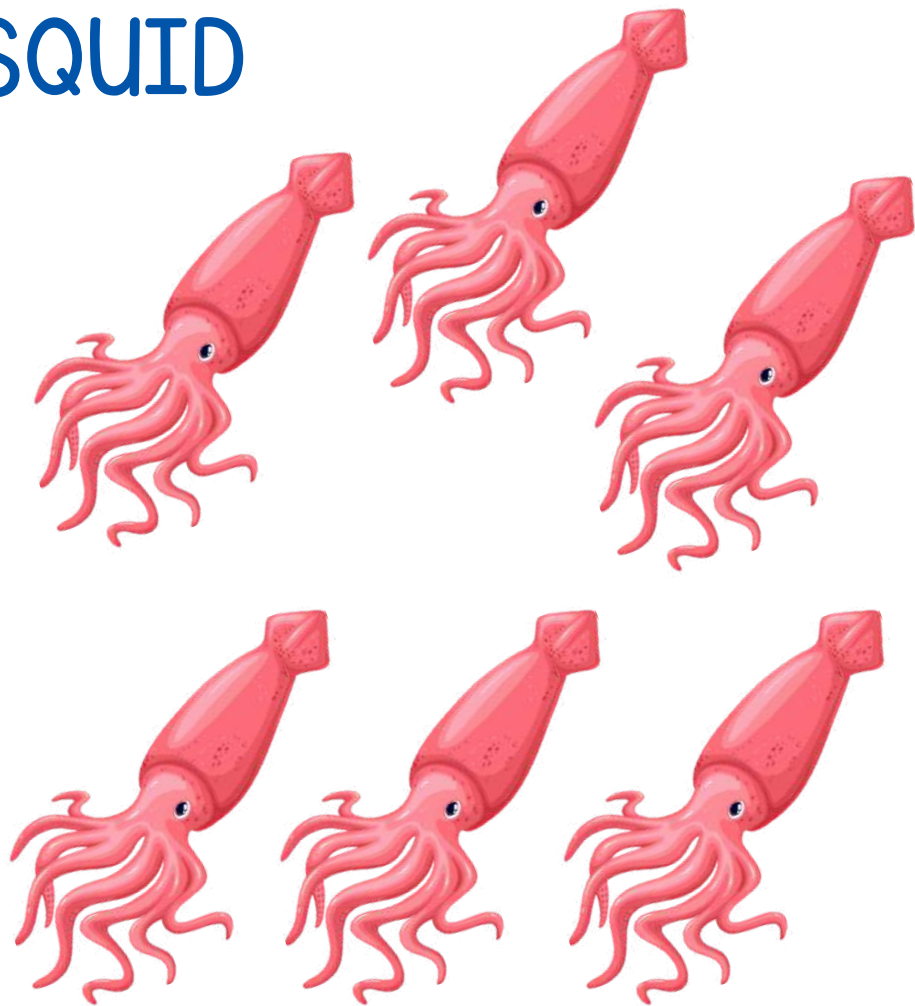


4

5

6

SQUID



SEA TURTLE



6

7


8

3

4

5

# OCTOPUS




6

7

8

# FISH




5

6

7

# SEA URCHIN




8

9

10

# SEASHELL



10

11

12

# CRAB



9

10

11

# SEAHORSE



10

11

12